

AT Series AT 系列



The high-level sense of a product can be reflected thorough fully for design in simplicity and generosity. The smooth lines show the fashion sense of the product, and the changeable styles can meet different levels demand of customers.

产品的简洁大方最能体现出一个产品的高级感。流畅的线条体现了产品的时尚感，多变的风格可以满足不同层次的需求。



AT Series AT 系列

标准配置
 边框材质: 304 不锈钢
 五金材质: 304 不锈钢
 玻璃厚度: 8mm (汽车级玻璃)
 开门方式: 外开
 主推颜色: 镜光 / 哑黑 / 拉丝钛金
 防爆膜: 透明

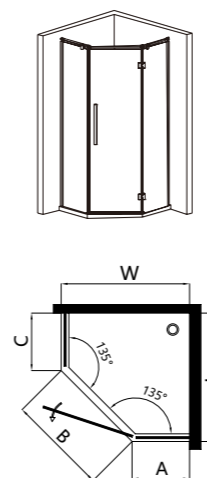


AT72

Diamond Double Fix Single Open
 钻石型双固单开

定制尺寸 / Custom size:
 L(900-1400)xW(900-1400)xH2000mm

石基 / 云石底盆: 可配

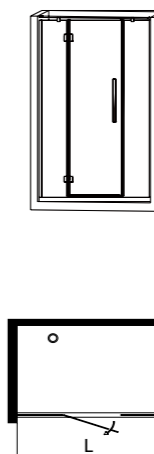


AT50

Flat Double Fix Single Open
 平面款双固单开

定制尺寸 / Custom size:
 L(1200-2000)xH2000mm

石基 / 云石底盆: 可配



AT20

Rectangle Double Fix Single Open
 长方形双固单开

定制尺寸 / Custom size:
 L(1000-1600)xW(700-1000)xH2000mm

石基 / 云石底盆: 可配

